

SAACS Advisory Board Monthly Statistical Update

- FY 2023 YTD THROUGH JUNE 2023 -

STRATEGIC PRIORITY #1: Enhanced Enforcement

SERVICE REQUESTS RECEIVED

Includes requests from residents through 3-1-1.

Priority Level	1	2	3	4	5	6	7	8	9	TOTAL
Historic Average*	0	7,146	2,247	108	11,821	7,141	9,968	8,878	10,793	58,103
Actuals	0	10,048	1,790	164	10,420	7,874	15,784	9,437	17,253	72,770
Variance	0	2,902	(457)	56	(1,401)	733	5,816	559	6,460	14,667

COMPLIANCE (SLA) RATE

Percent of initial requests from residents that are responded to within established SLA.

Priority Level	1	2	3	4	5	6	7	8	9	TOTAL
Historic Average*	93.1%	94.4%	81.8%	55.7%	60.7%	68.6%	68.6%	88.6%	99.8%	77.5%
Actuals	0.0%	82.6%	82.3%	59.0%	53.0%	62.4%	43.4%	93.0%	99.8%	78.0%
Variance	(93.1)	(11.8)	0.5	3.3	(7.7)	(6.2)	(25.2)	4.4	0.0	0.5

PRIORITY 1: Calls by default are assigned priority level 1 but reassigned when reviewed.

PRIORITY 2: Sick/ Injured, SAPD Officer Standby

PRIORITY 3: Bites (Critical), Cruelty

PRIORITY 4: Illegal Sales

PRIORITY 5: Aggressive (Critical), Bites (Non-Critical)

PRIORITY 6: Neglect, Trapped/Confined

PRIORITY 7: Aggressive (Non-Critical)

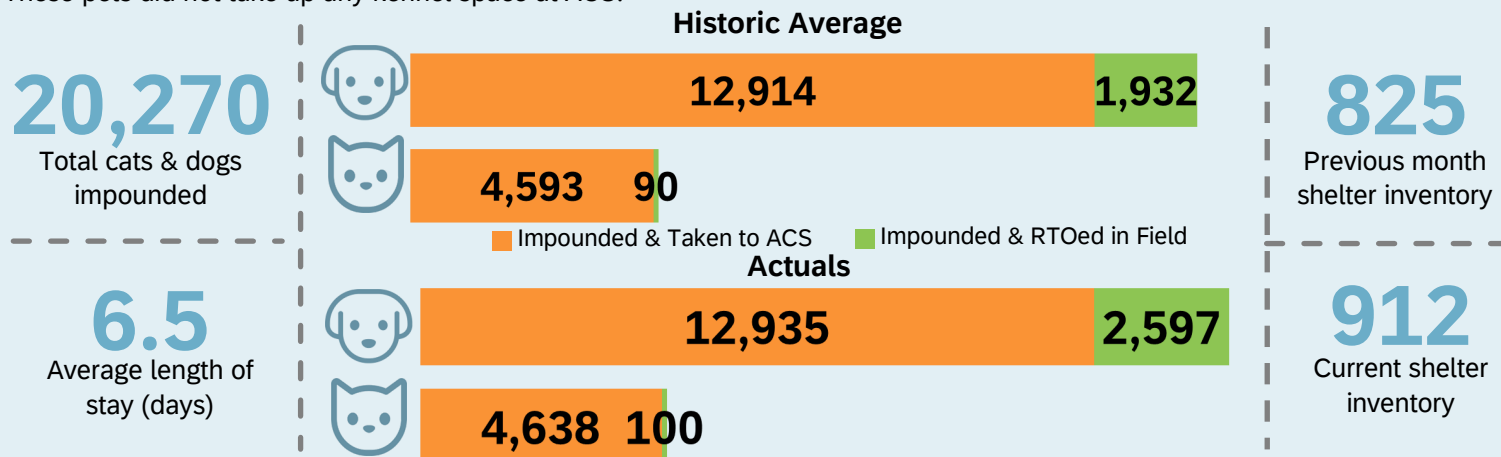
PRIORITY 8: Public Nuisance, Permits

PRIORITY 9: Stray/ Roaming, Customer Service Compliments / Complaints

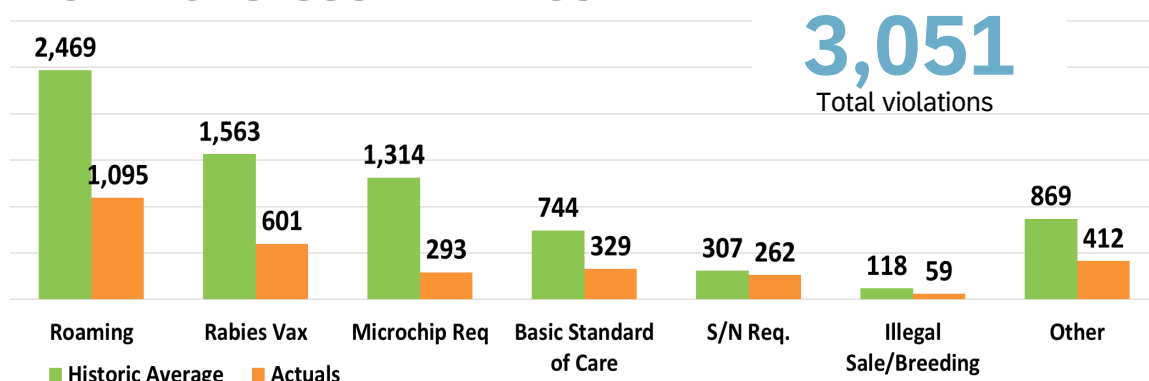
* As of July 2022, ACS has revised it's priority level system. Historical averages have been updated to fit new definitions

SHELTER INTAKE

"Impounded & RTOed in Field" are pets that were impounded and immediately returned to their owner by the impounding Officer. These pets did not take up any kennel space at ACS.



VIOLATIONS ISSUED BY ACS

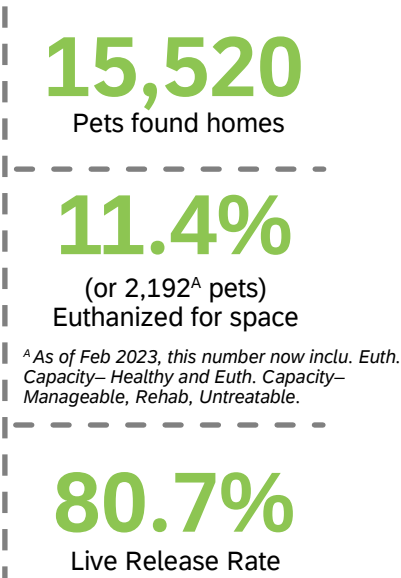
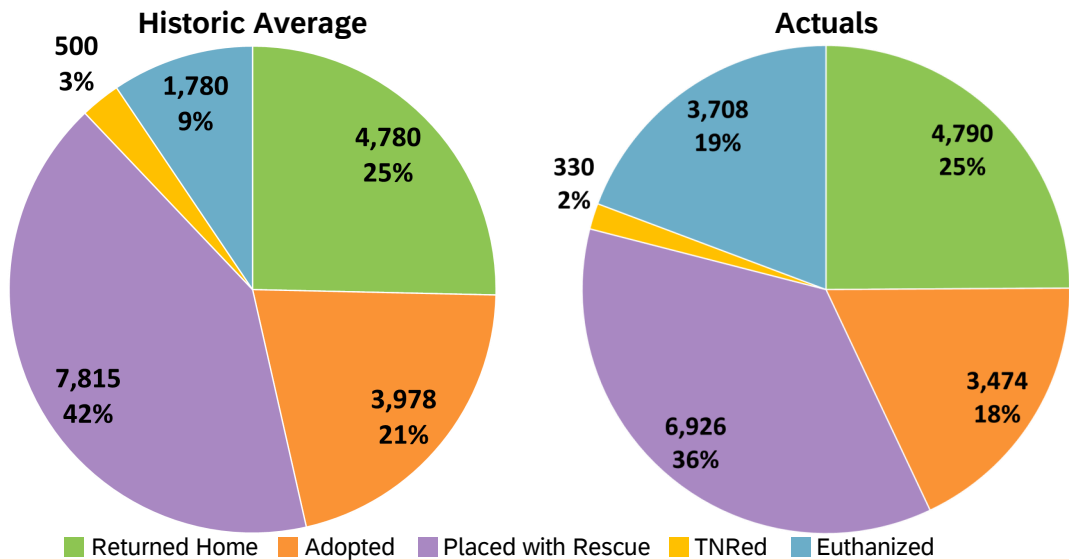


"OTHER" can include animal abandonment/neglect, illegal tethering, aggressive/dangerous dog violation, permit violations, illegal animals, nuisance, inhumane trapping, cruelty, animal fighting, notice of violations, and more.

* Historic Average = Prior 3 Year Rolling Average

STRATEGIC PRIORITY #2: Increase Live Release Rate

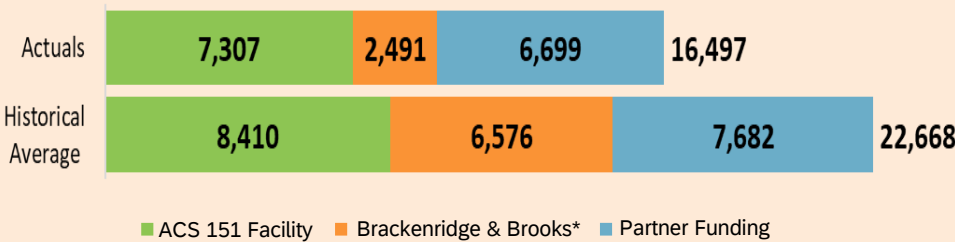
PET PLACEMENT (QUANTITY & PERCENTAGE)



STRATEGIC PRIORITY #3: Control Stray Animal Population

SPAY/NEUTER SURGERIES

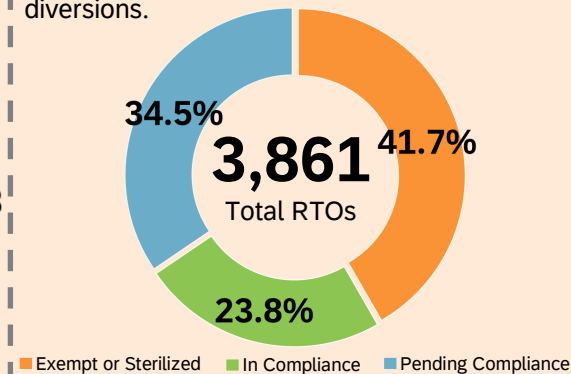
Data for contracted services is based upon the month when ACS receives invoice/report from partner.



*Brackenridge & Brooks numbers are reported every three months.
**Some partner actuals are pending due to reporting delays.

S/N REQUIREMENT

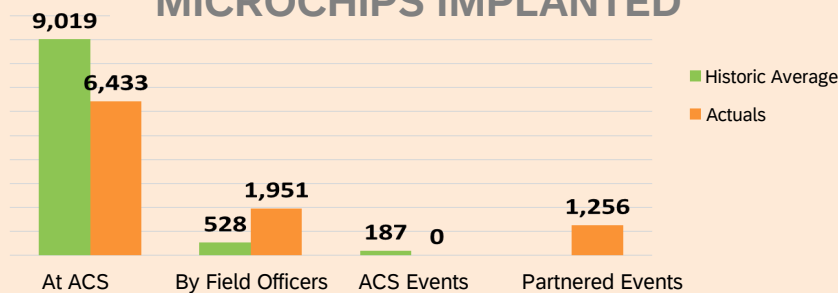
Sterilization agreement compliance rates for animals RTOed. Total RTOs does not include diversions.



DEATH BY VEHICLES

	Historic Average	Actuals	Variance
Dogs	6,175	8,284	2,109
Cats	7,257	8,546	1,289
TOTAL	13,432	16,830	3,398

MICROCHIPS IMPLANTED



STRATEGIC PRIORITY #4: Engage & Educate

	Historic Average	Actuals	Variance
Volunteer Hours	6,775	8,045	1,270
Media Interactions	910	2,885	1,975

